





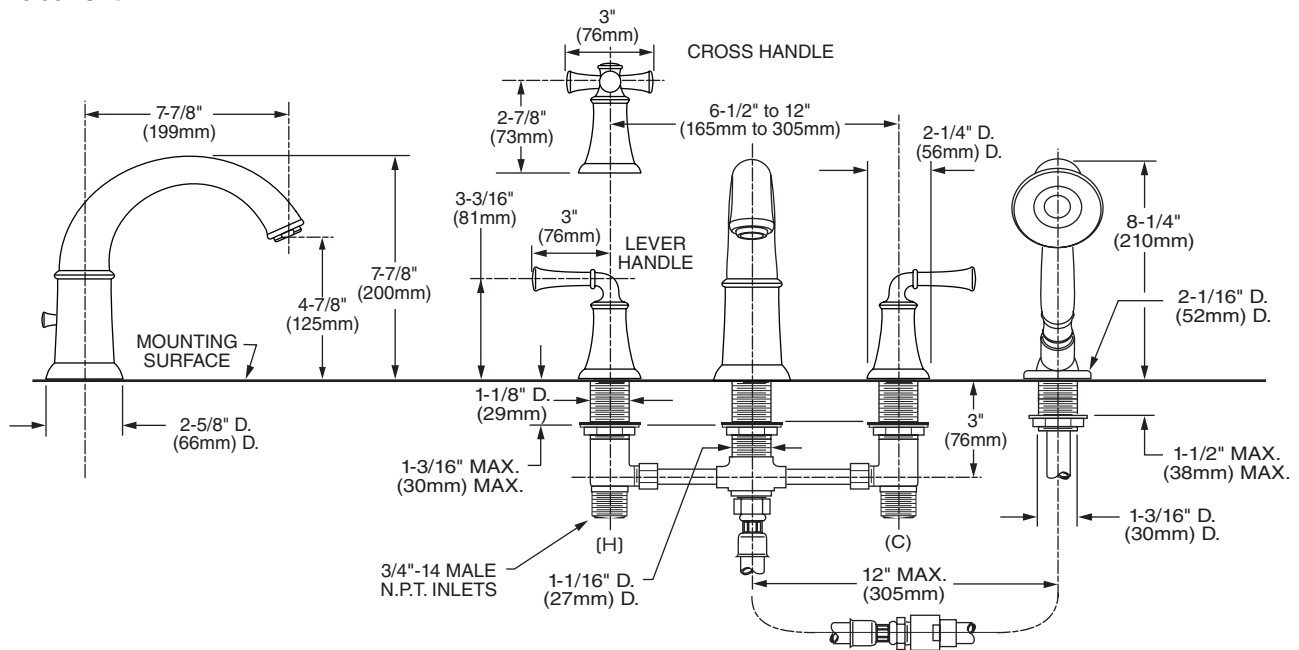
7420.901 Shown

MODEL NUMBER:

- 
7420.901 Deck-Mount Tub Filler
 Personal shower. Metal lever handles.
- 
7420.900 Deck-Mount Tub Filler
 Less personal shower. Metal lever handles.
- 
7420.921 Deck-Mount Tub Filler
 Personal shower. Metal cross handles.
- 
7420.920 Deck-Mount Tub Filler
 Less personal shower. Metal cross handles.

AVAILABLE ACCESSORY:

- 
8888.900 Deck Mount Tub Filler Flex Hose Kit



GENERAL DESCRIPTION:

Durable cast brass spout with built-in diverter (on 7420.901 & 7420.921). Rigid brass and copper waterway below deck provided for 12" installations (can be cut for 8" installations). Brass valve bodies with 3/4" NPT inlets with brass coupling nuts. 1/4 turn washerless ceramic disc valve cartridges. Personal shower features FloWise® technology, a 6-1/2' long hose (1-1/2' heavy duty hose and 5' decorative hose.) 1.5 gpm/9.5L/min. maximum flow rate.

PRODUCT FEATURES:

Brass Construction: Durable. Easy to clean. Ideal for prolonged contact with water.

Ceramic Disc Valve Cartridges: Assures a lifetime of smooth handle operation and drip-free performance.

Choice of Finishes: Wide range of durable finishes.

SUGGESTED SPECIFICATION:

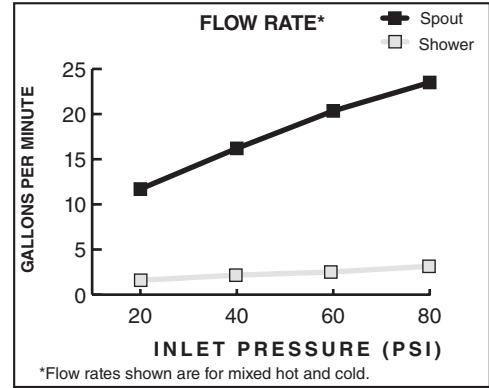
Two handle deck-mount tub filler shall feature cast brass construction with brass and copper waterway. Shall also feature 1/4 turn washerless ceramic disc valve cartridges. Fitting shall be American Standard Model # 7420.____.____.

CODES AND STANDARDS

These products meet or exceed the following codes and standards:

ASME A112.18.1
CSA B125

Check local plumbing codes. Some installations may require a vacuum breaker.



	Product Number	Description	Finish Options		
			Polished Chrome	Oil Rubbed Bronze	PVD Satin Nickel
			002	224	295
	7420.901	Deck-Mount Tub Filler. Personal shower. Metal lever handles.			
	7420.900	Deck-Mount Tub Filler. Less personal shower. Metal lever handles.			
	7420.921	Deck-Mount Tub Filler. Personal shower. Metal cross handles.			
	7420.920	Deck-Mount Tub Filler. Less personal shower. Metal cross handles.			
	8888.900	Deck-Mount Tub Filler Flex Hose Kit	N/A	N/A	N/A

Meets the American Disabilities Act Guidelines and **ANSI A117.1** Requirements for the physically challenged.